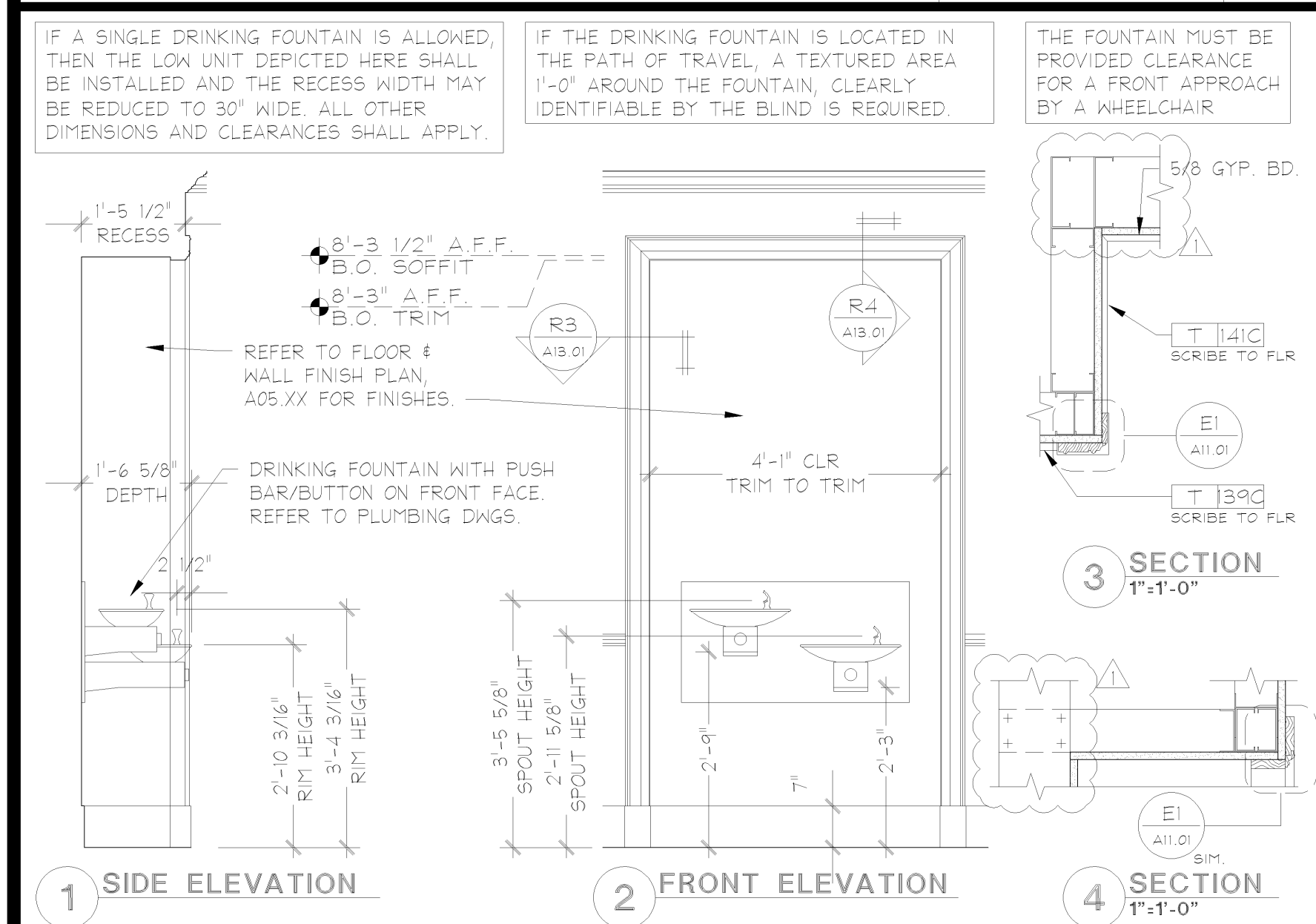


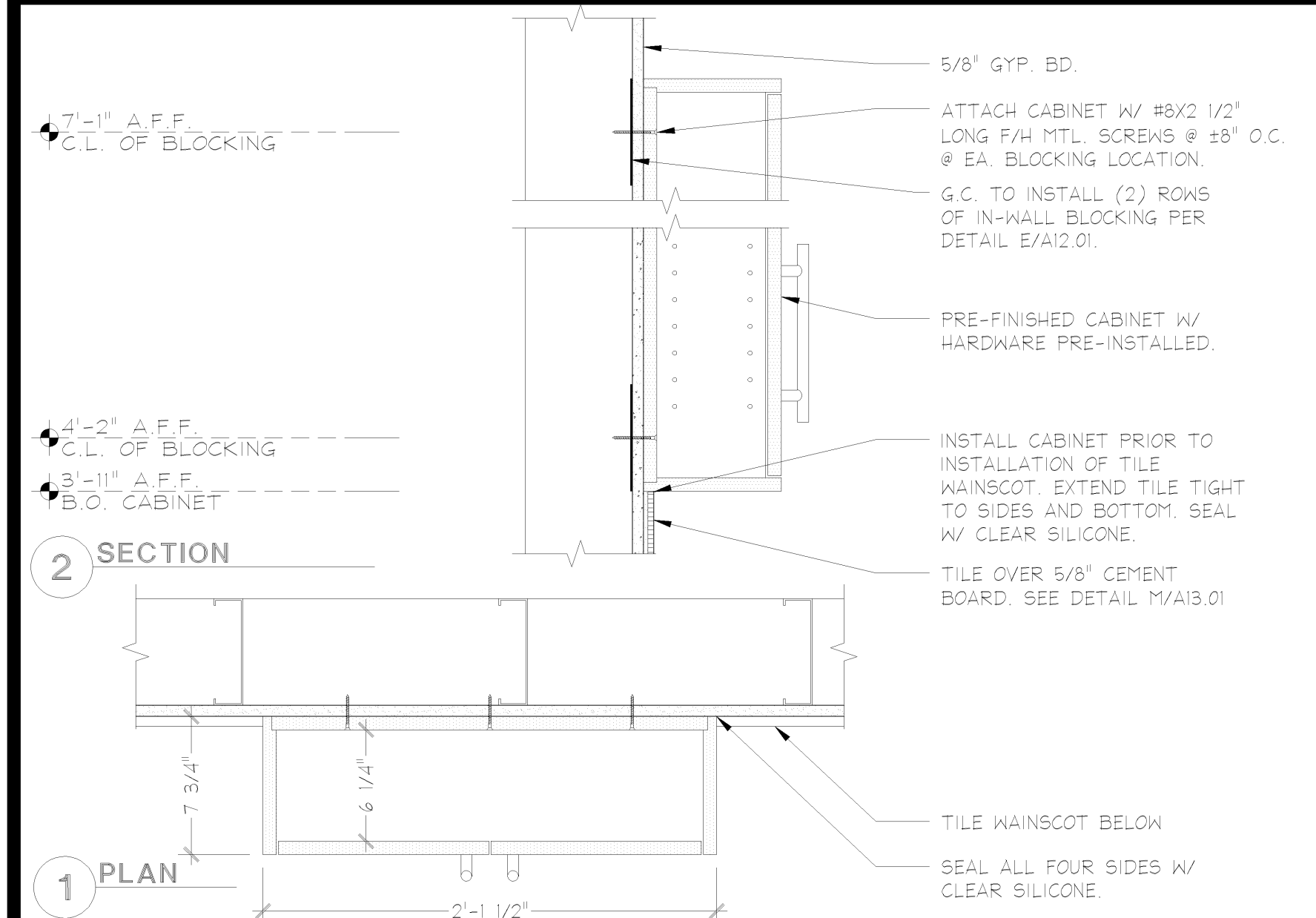
**POWDER ROOM TILE WAINSCOT (PKG2)**  
**SECTION DETAIL**



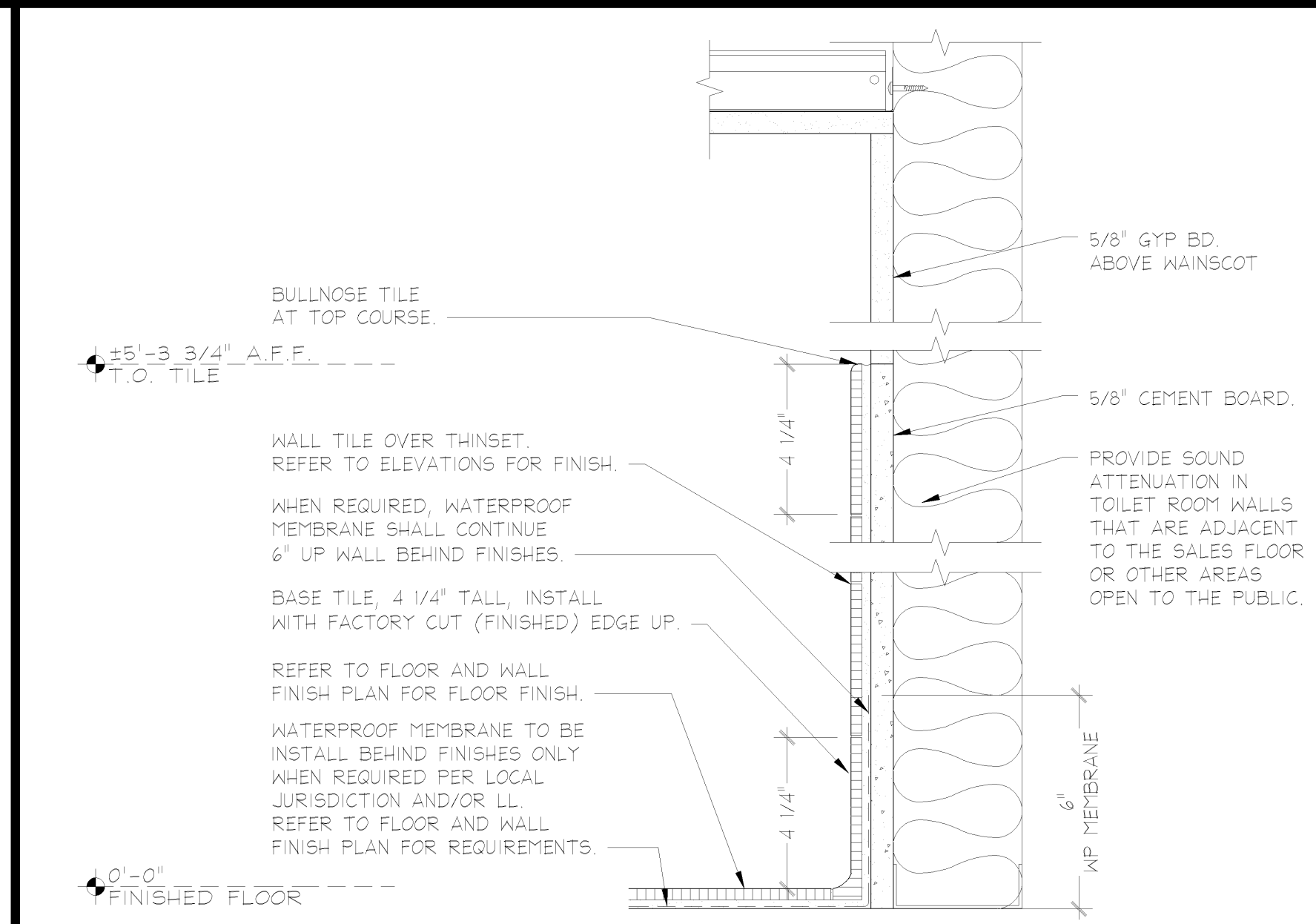
**DRINKING FOUNTAIN (PUBLIC)**  
**ELEVATIONS AND DETAILS**

- THE STRUCTURAL STRENGTH OF GRAB BARS SHALL MEET THE FOLLOWING SPECIFICATIONS:
- BENDING STRESS IN A GRAB BAR INDUCED BY THE MAXIMUM BENDING MOMENT FROM THE APPLICATION OF 250 LBS (112N) SHALL BE LESS THAN THE ALLOWABLE STRESS FOR THE MATERIAL OF THE GRAB BAR.
  - SHEAR STRESS INDUCED IN A GRAB BAR BY THE APPLICATION OF 250 LBS (112N) SHALL BE LESS THAN THE ALLOWABLE SHEAR STRESS FOR THE MATERIAL OF THE GRAB BAR. IF THE CONNECTIONS BETWEEN THE GRAB BAR AND ITS MOUNTING BRACKET OR OTHER SUPPORT IS CONSIDERED TO BE FULLY RESTRAINED, THEN DIRECT AND TORSIONAL SHEAR STRESSES SHALL BE TOTALED FOR THE COMBINED SHEAR STRESS, WHICH SHALL NOT EXCEED THE ALLOWABLE SHEAR STRESS.
  - SHEAR FORCE INDUCED IN A FASTENER OR MOUNTING DEVICE FROM THE APPLICATION OF 250 LBS (112N) SHALL BE LESS THAN THE ALLOWABLE LATERAL LOAD OF EITHER THE FASTENER OR MOUNTING DEVICE OR THE SUPPORTING STRUCTURE, WHICHEVER IS THE SMALLER ALLOWABLE LOAD.
  - TENSILE FORCE INDUCED IN A FASTENER BY A DIRECT TENSION FORCE OF 250 LBS (112N) PLUS THE MAXIMUM MOMENT FROM THE APPLICATION OF 250 LBS (112N) SHALL BE LESS THAN THE ALLOWABLE WITHDRAWAL LOAD BETWEEN THE FASTENER AND THE SUPPORTING STRUCTURE.
  - GRAB BARS SHALL NOT ROTATE WITHIN THEIR FITTINGS.

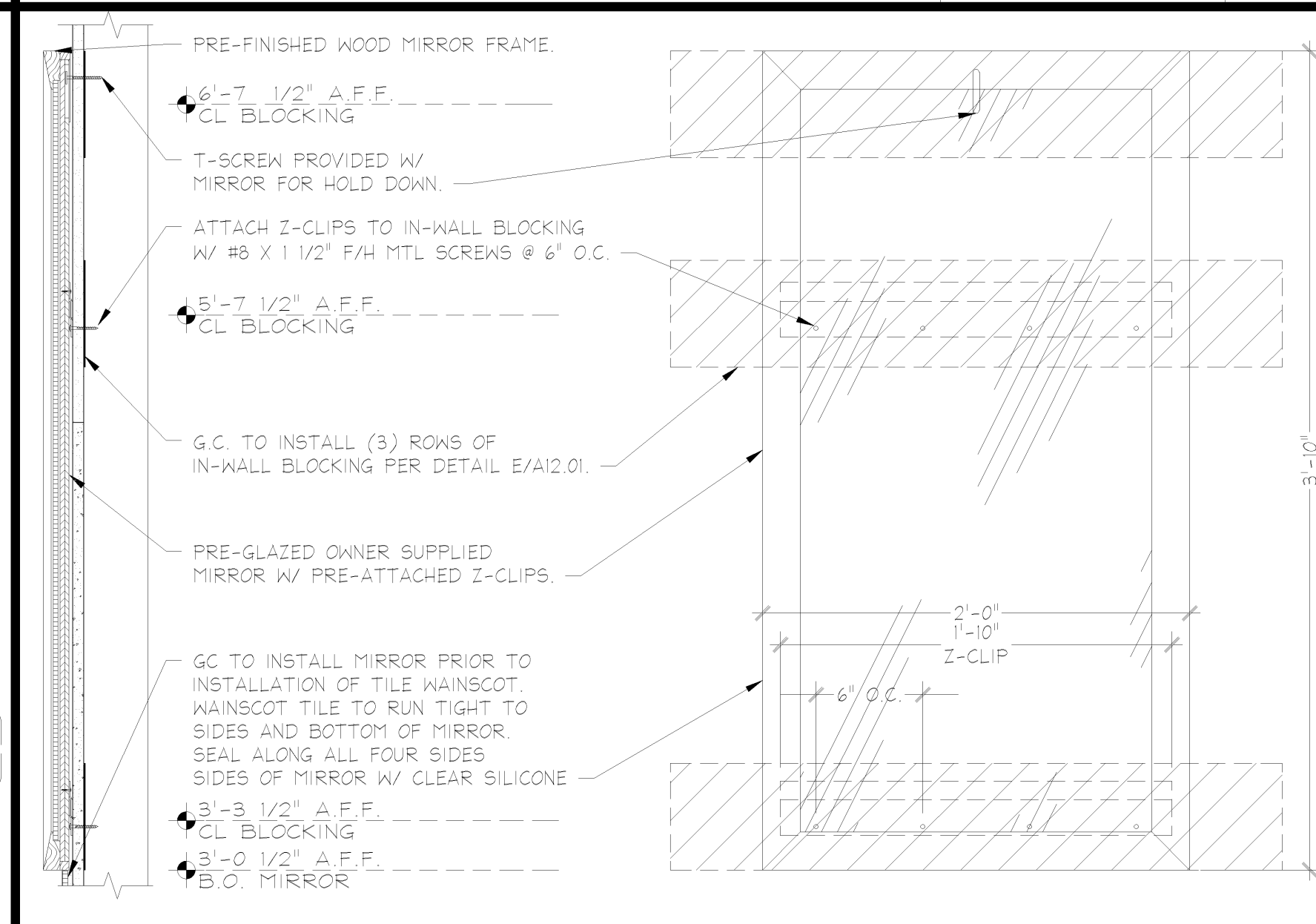
**GRAB BAR**  
**INSTALLATION DETAIL**



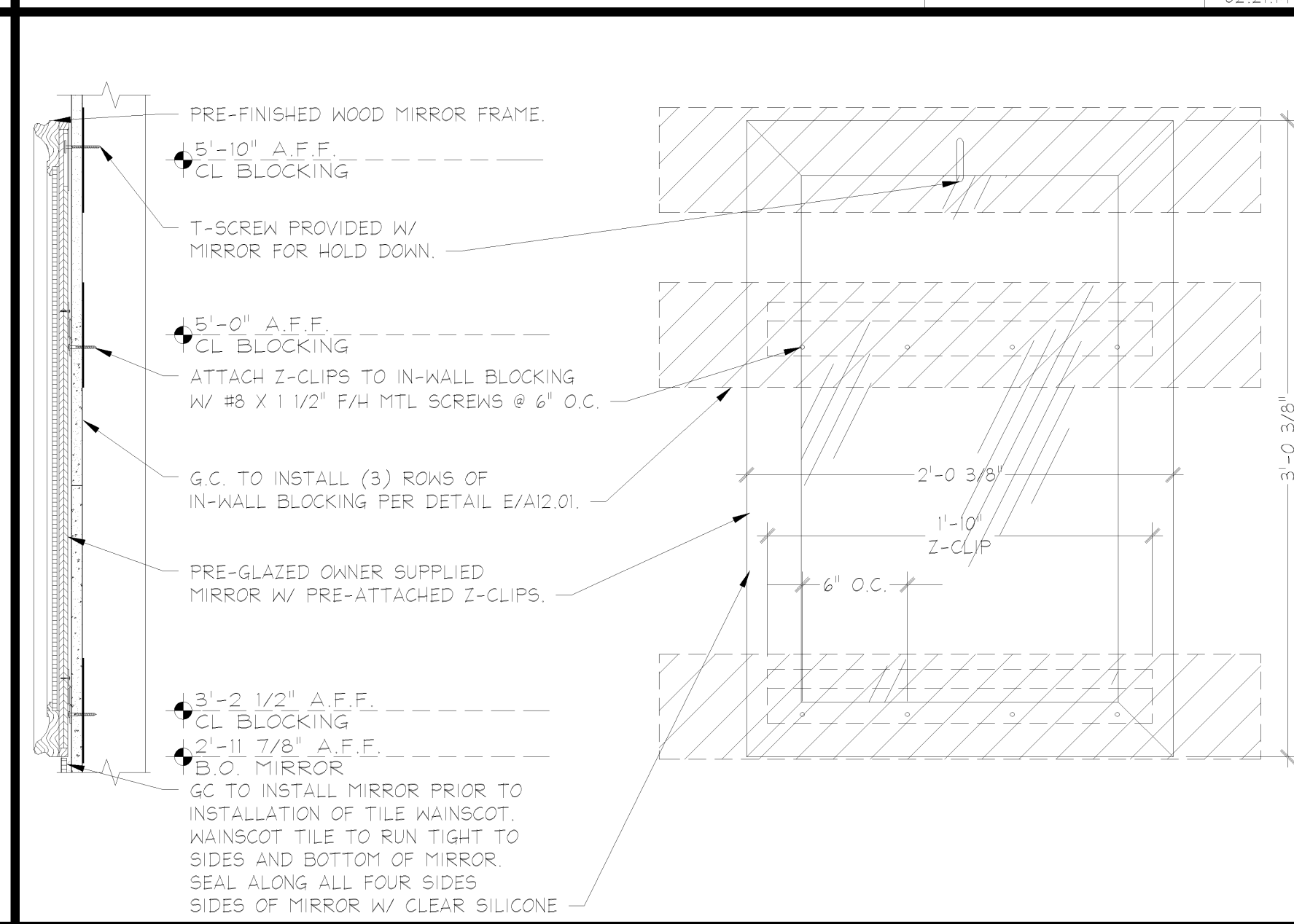
**TOILET ROOM CABINET**  
**INSTALLATION DETAILS**



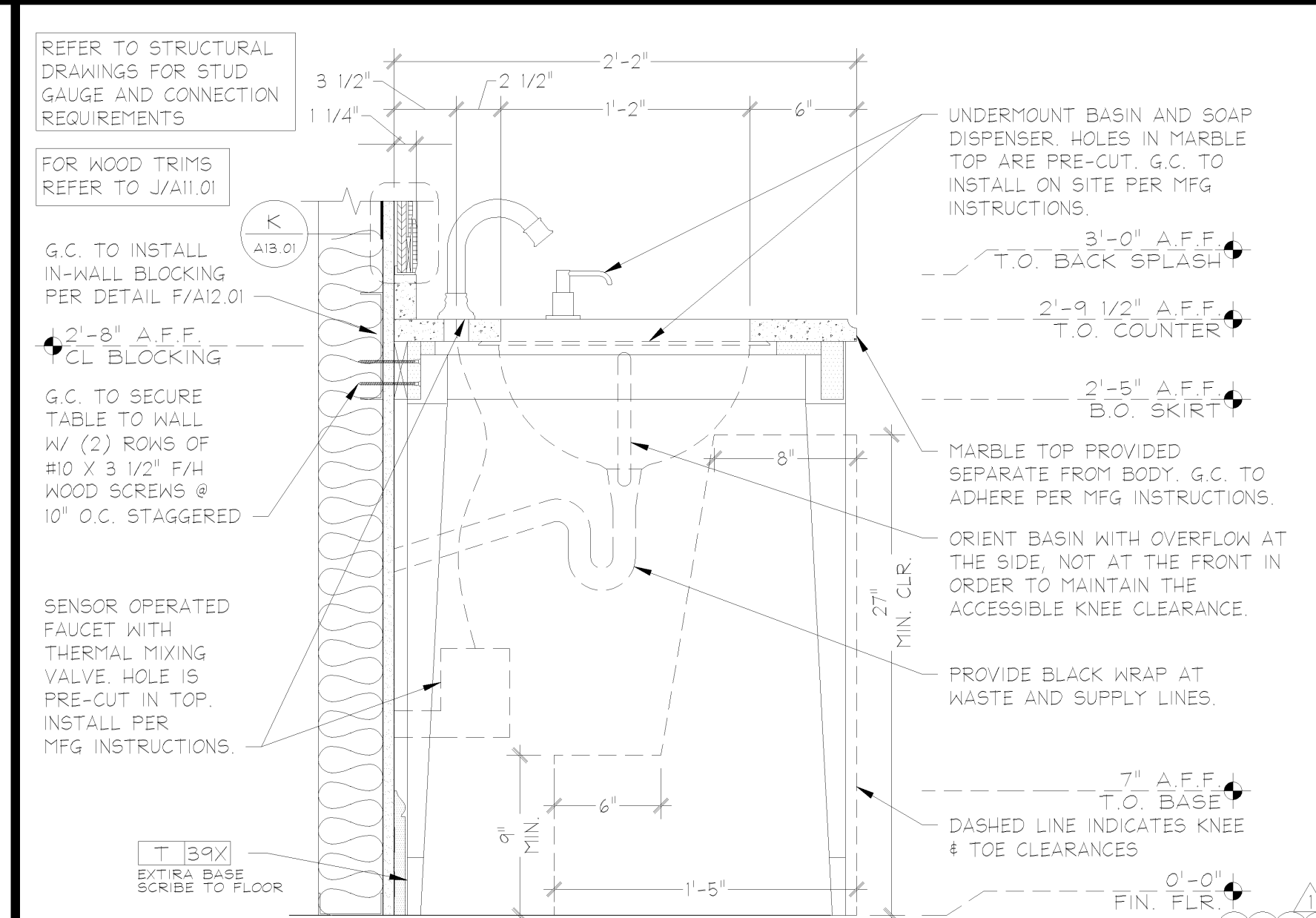
**TOILET ROOM TILE WAINSCOT**  
**SECTION DETAIL**



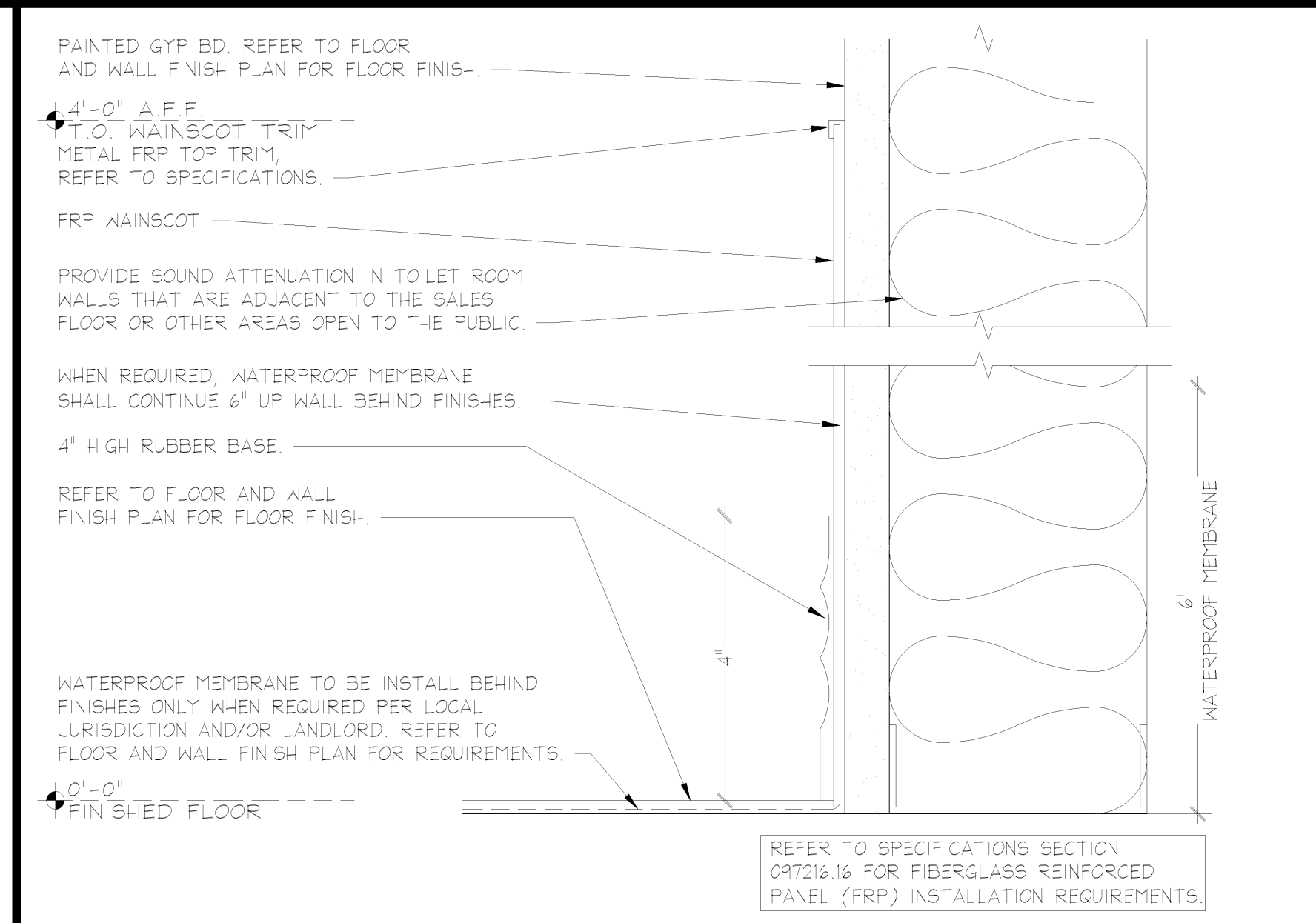
**TOILET ROOM MIRROR**  
**INSTALLATION DETAIL**



**POWDER ROOM MIRROR**  
**INSTALLATION DETAIL**




**POWDER ROOM LAVATORY**  
**INSTALLATION SECTION**



**FRP WAINSCOT**  
**SECTION DETAIL**

KEY	ITEM	FURN O GC	INST O GC	E	REMARKS
<b>GENERAL/GLOBAL</b>					
1	DOOR AND JAMB, REFER TO DOOR SCHEDULE A00.02 FOR HARDWARE AND RESPONSIBILITIES				SEE DOOR SCHEDULE A00.02 FOR SPEC AND RESPONSIBILITY
2	DOOR STOP, ALIGN WITH DOOR HANDLE. PROVIDE BLOCKING PER E/A12.01.				REFER TO PLUMBING DRAWINGS
3	FLOOR DRAIN				PURCHASE THROUGH CBC
4	1/2\" X 1/2\" X 48\" BRUSHED STAINLESS STEEL CORNER GUARD - GAMCO #CG-2				PURCHASE THROUGH CBC
5	DRINKING FOUNTAIN				REFER TO PLUMBING DRAWINGS
6	DRINKING FOUNTAIN GUARD RAILS - BOBRICK #BR296, INSTALL PER DETAIL F/A18.01				PURCHASE THROUGH CBC
7	MOP SINK BASIN W/ FAUCET SET AND 42\" HOSE				REFER TO PLUMBING DRAWINGS
8	HOSE HOLDER - McMASTER-CARR #H05A71				PURCHASE THROUGH CBC
9	FRICITION TYPE MOP HOLDER - GAMCO #HMS-1, G.C. TO PROVIDE IN WALL BLOCKING PER E/A12.01				PURCHASE THROUGH CBC
10	WATER HEATER ABOVE REFER TO STRUCTURAL DWGS FOR SUPPORT				REFER TO PLUMBING DRAWINGS
11	MOTION SENSOR ACTIVATED LIGHT SWITCH				REFER TO ELECTRICAL DWGS
12	GFI RATED DUPLEX OUTLET				REFER TO ELECTRICAL DWGS
13	ACCESSIBLE SIGNAGE				REFER TO DETAIL W/A00.04
14	WATERPROOF MEMBRANE				SEE SPEC. SECTION 07416
<b>BREAK ROOM/AREA</b>					
20	PRE-FINISHED BASE AND WALL CABINERY				REFER TO DETAIL K/A14.02
21	SOLID SURFACE COUNTERTOP AND BACKSPLASH				REFER TO DETAIL K/A14.02
22	BREAK ROOM SINK AND FAUCET, REFER TO PLUMBING DWGS				REFER TO DETAIL K/A14.02
23	PAPER TOWEL HOLDER - HAFELE #KT024, STAINLESS STEEL				PROVIDED BY LLS
24	FRAMED BREAK ROOM USAGE SIGN				PROVIDED BY LLS
25	MICROWAVE, REFER TO ELEC. DWGS. FOR POWER				PROVIDED BY LLS
26	18.2 CU. FT. REFRIGERATOR W/ TOP FREEZER, REFER TO ELEC. DWGS. FOR POWER				PROVIDED BY LLS
27	APARTMENT REFRIGERATOR, SEE ELEC. DWGS. FOR POWER				PROVIDED BY LLS
28	VENDING MACHINE, REFER TO ELEC. DWGS. FOR POWER				PROVIDED BY OPERATIONS
29	COAT RACK, REFER TO DETAIL G/A14.02				PROVIDED BY LLS
30	(6) CLOTHING HOOKS MOUNTED BELOW COAT RACK - GAMCO #B564, REFER TO DETAIL G/A18.02				PURCHASE THROUGH CBC
31	FULL SIZE LOCKER BANK - 6 UNITS HIGH, G.C. TO SECURE TO WALL THROUGH BACK				PROVIDED BY LLS
32	PERSONAL LOCKER BANK - 8 UNITS HIGH, G.C. TO SECURE TO WALL THROUGH BACK				PROVIDED BY LLS
33	FRAMED LOCKER USAGE SIGN, MOUNT ABOVE LOCKER BANK.				PROVIDED BY LLS
34	36\" X 36\" TABLE				PROVIDED BY LLS
35	STACKING CHAIRS				PROVIDED BY LLS
36	MOBILE TELEVISION CART W/ TV/DVD COMBO UNIT				PROVIDED BY LLS
37	HEADSET STORAGE CART				PROVIDED BY LLS
38	ALL\" SYSTEM EQUIPMENT, REFER TO DETAIL D/A14.02. SEE ELEC DWGS FOR POWER REQUIREMENTS				PROVIDE BY LTS BLOCKING AND WIRING BY GC
39	48\" X 36\" ASSOCIATE RESOURCE CENTER COMMUNICATION BOARD, G.C. TO MOUNT TOP @ 6'-0\" A.F.F.				PROVIDED BY LLS
40	48\" X 36\" COMMUNICATION RESOURCE CENTER COMMUNICATION BOARD, G.C. TO MOUNT TOP @ 6'-0\"				PROVIDED BY LLS
41	48\" X 36\" GET READY CENTER COMMUNICATION BOARD, G.C. TO MOUNT TOP @ 6'-0\" A.F.F.				PROVIDED BY LLS
42	SLATWALL PANELS, REFER TO FINISH SCHEDULE E/A00.03 FOR SPECIFICATIONS AND ORDER INFO.				INSTALL PER DETAIL N/A14.02 FOR ACCESSORIES ORDER FROM www.storewall.com
43	MAGNETIC PORCELAIN DRY-ERASE BOARD W/ ALUMINUM FRAME AND MARKER TRAY, 48\"X72\", MOUNT TOP @ 7'-0\" A.F.F.				HANG ON SLATWALL W/ (2) HEAVY DUTY \"S\" HOOKS
44	(2) 6\"X36\" LEDGE SHELVES FROM STOREWALL FOR CELL PHONE CHARGERS (www.storewall.com), HANG AT 6'-0\" A.F.F.				REFER TO ELEC. DWGS. FOR POWER REQUIREMENTS
45	MICROWAVE RACK				PROVIDED BY LLS
1. INSTALLATION OF ALL ITEMS MUST FULLY COMPLY WITH ALL LOCAL, STATE, AND FEDERAL CODES. 2. DOORS SHALL NOT SWING INTO THE CLEAR FLOOR SPACE OF ANY PLUMBING FIXTURE. THEY MAY SWING INTO THE REQUIRED TURNING RADIUS. 3. GC TO PROVIDE IN-WALL BLOCKING FOR ALL WALL MOUNTED ITEMS PER DETAIL E OR F ON A12.01. REFER TO EACH ITEM FOR ACTUAL TYPE REQUIRED. 4. REFER TO INTERIOR ELEVATIONS FOR MOUNTING HEIGHTS OF ALL FIXTURES AND ACCESSORIES IN TOILET ROOMS AND POWDER ROOMS. 5. REFER TO PLUMBING DRAWINGS FOR SPECIFICATIONS OF ALL PLUMBING FIXTURES. 6. INSTALL ALL ITEMS PER MANUFACTURER'S INSTRUCTIONS. 7. REFER TO SHEET A05.XX FLOOR AND WALL FINISH PLAN FOR FLOOR FINISH CALLOUTS. 8. REFER TO SHEET A05.XX AND INTERIOR ELEVATIONS FOR WALL FINISH CALLOUTS. 9. REFER TO RESPONSIBILITY SCHEDULE ON SHEET A00.01 FOR FINISH RESPONSIBILITIES. 10. GC SHALL PROVIDE COVERS ON ALL FLOOR DRAINS DURING CONSTRUCTION TO PREVENT DEBRIS IN PIPES. 11. WHEN INDICATED ACCESSORIES LISTED SHALL BE PROVIDED BY THE GENERAL CONTRACTOR THROUGH THE FOLLOWING DISTRIBUTOR. NO EXCEPTIONS OR SUBSTITUTIONS WILL BE ALLOWED. CONSTRUCTION BUILDING SYSTEMS, INC. (CBC) JIM CAMPBELL 800.444.4647 EXT. #8604					



**OFFICE/TRAINING ROOMS**  
**SECTION DETAIL**

KEY	ITEM	FURN O GC	INST O GC	E	REMARKS
<b>OFFICE/TRAINING ROOMS</b>					
50	DESK LAMINATE TOP, BRACKETS AND GROMMETS				REFER TO DETAIL E/A14.02
51	TRANSLUCENT DOOR LENGTH (42\" OR 48\") AS INDICATED IN PLAN, PROVIDED W/ TASK LIGHTING, REFER TO ELEC DWGS				PROVIDED BY LLS
52	TASK CHAIR				PROVIDED BY LLS
53	LATERAL FILE CABINET - 4 DRAWERS HIGH				PROVIDED BY LLS
54	NOT USED				
55	MOBILE PEDESTAL FILE CABINET				PROVIDED BY LLS
56	COMPUTER WORKSTATION (INDICATED W/ HATCHED AREA)				REFER TO ELEC DWGS
57	IP CAMERA WORKSTATION (INDICATED W/ HATCHED AREA)				REFER TO ELEC DWGS
58	WALL MOUNTED SHELVING FOR CCTV SUPPORT STANDARDS, BRACKETS AND CABLE, SEE DETAIL F/A14.01				NOTE: PARTICLE BOARD SHELVES PROVIDED BY GC
59	MAILBOX UNIT, SET ON FILE CABINET OR DESK SURFACE				PROVIDED BY LLS
60	INFORMATION LOCK BOX PLACED ON FLOOR BELOW DESK				
61	SMALL SAFE, G.C. TO SECURE PER MFG SPECIFICATIONS				
62	LARGE SAFE, G.C. TO SECURE PER MFG SPECIFICATIONS				PROVIDED BY LLS
63	MOBILE TRAINING ROOM BOOKCASE				
64	MELANINE DRY-ERASE BOARD W/ ALUMINUM FRAME AND MARKER TRAY, 48\"X72\", MOUNT TOP @ 6'-0\" A.F.F.				PROVIDED BY LLS
65	MAGNETIC DRY-ERASE BOARD W/ ALUMINUM FRAME AND MARKER TRAY, 48\"X72\", MOUNT TOP @ 7'-0\" A.F.F.				PROVIDED BY LLS
66	FURNISH THE CERTIFICATE OF OCCUPANCY AND A LIST OF THE NAMES, ADDRESSES AND TELEPHONE NUMBERS OF ALL SUBCONTRACTORS INCLUDING ALL LSDIC PROVIDED SUBCONTRACTORS. MOUNT IN SEPARATE 8 1/2\" X 11\" FRAMES.				MOUNT AT FACE HEIGHT, ON THE OFFICE SIDE OF THE MANAGER'S OFFICE DOOR.
67	MANAGER'S OFFICE BULLETIN BOARD W/ CLOTH COVER 36\"X48\" MOUNT TOP @ 6'-0\" A.F.F.				PROVIDED BY LLS
<b>TOILET ROOMS</b>					
70	WATER CLOSET				REFER TO PLUMBING DRAWINGS
71	WALL MOUNTED LAVATORY, G.C. TO PROVIDE IN-WALL BLOCKING AND INSTALL PER MFG INSTRUCTIONS				REFER TO PLUMBING DRAWINGS
72	CLOTHING HOOK - GAMCO #7672, SATIN FINISH, G.C. TO PROVIDE IN WALL BLOCKING PER E/A12.01.				PURCHASE THROUGH CBC
73	1 1/4\" DIA. GRAB BAR, KOHLER PURIST 18\" X 18\" #K-11892, 24\" X 18\" #K-11893, 36\" X 18\" #K-11895, 42\" X 18\" #K-11896				SEE ELEVATION FOR SIZE. INSTALL PER DETAIL F/A18.01
74	SINGLE ROLL SURFACE MOUNTED TOILET PAPER HOLDER - AMERICAN STANDARD #8336/330, SATIN NICKEL				G.C. TO PROVIDE IN WALL BLOCKING PER DETAIL E/A12.01
75	RECESSED SANITARY WAPIN DISPOSAL - BOBRICK #B-4353, STAINLESS STEEL				PURCHASE THROUGH CBC
76	SURFACE MOUNTED TOILET SEAT COVER DISPENSER - BOBRICK #B-221, PROVIDE IN WALL BLOCKING PER DETAIL E/A12.01				PURCHASE THROUGH CBC
77	RECESSED WASTE RECEPTACLE - GAMCO #WR-R				PURCHASE THROUGH CBC
78	SEMI-RECESSED HAND DRYER - FAST DRY JA, BRUSHED STAINLESS STEEL				REFER TO ELEC DWGS FOR POWER REQUIREMENTS
79	WALL MOUNTED PAPER TOWEL HOLDER - HAFELE #P80.85.870				BLOCKING PER E/A12.01
80	WALL MOUNTED LIGHT SCENCE				REFER TO LIGHTING PLAN
81	PRE-FINISHED FRAMED MIRROR, CENTERED ABOVE SINK. MIRROR PROVIDED FULLY GLAZED W/ MOUNTING HARDWARE				REFER TO DETAIL L/A18.01
82	SURFACE MOUNTED PRE-FINISHED WOOD CABINET				REFER TO DETAIL N/A18.01
<b>POWDER ROOM - VSL PKG1</b>					
83	CONSOLE TABLE LAVATORY, VENDOR SUPPLIED CHASSIS AND TOP PROVIDED SEPARATELY, G.C. TO ASSEMBLE ON SITE. HOLES PRE-CUT FOR G.C. SUPPLIED BASIN AND FAUCET.				REFER TO DETAIL E/A11.03 AND PLUMBING DRAWINGS
84	PRE-FINISHED FRAMED MIRROR, CENTERED ABOVE SINK. MIRROR PROVIDED FULLY GLAZED W/ MOUNTING HARDWARE				REFER TO DETAIL L/A14.03
85	NOT USED				
86	CLOTHING HOOK - GAMCO #7672, BRIGHT STAINLESS STEEL, G.C. TO PROVIDE IN WALL BLOCKING PER E/A12.01.				PURCHASE THROUGH CBC
87	WALL HUNG TOILET W/ IN-WALL TANK AND POLISHED CHROME PUSH PLATE, ENSURE PLATE IS INSTALLED CLEAR OF CHAIR RAIL AND THAT TOP OF TOILET SEAT SITS BETWEEN 17\"-19\"				REFER TO PLUMBING DRAWINGS
88	RECESSED TOILET PAPER HOLDER - GINGER COLUMNAR #4528PN, POLISHED NICKEL				REFER TO ELEC DWGS FOR POWER REQUIREMENTS
89	RECESSED HAND DRYER - TOTO HDRI0455, STAINLESS STEEL				REFER TO ELEC DWGS FOR POWER REQUIREMENTS
90	SOAP DISPENSER - LEOFROY BROOKS, GENEVA YI-309S, CHROME PLATE				SOLE IS PRE-CUT IN DAY TOP
<b>POWDER ROOM - VSL PKG2</b>					
91	CONSOLE TABLE LAVATORY, VENDOR SUPPLIED CHASSIS AND TOP PROVIDED SEPARATELY, G.C. TO ASSEMBLE ON SITE. HOLES PRE-CUT FOR G.C. SUPPLIED BASIN AND FAUCET.				REFER TO DETAIL J/A18.01 AND PLUMBING DRAWINGS
92	PRE-FINISHED FRAMED MIRROR, CENTERED ABOVE SINK. MIRROR PROVIDED FULLY GLAZED W/ MOUNTING HARDWARE				REFER TO DETAIL K/A18.01
93	NOT USED				

**POWDER ROOM - VSL PKG2**  
**SECTION DETAIL**

**SHREMSHOCK**  
Shremshock Architects, Inc.  
7020 W. Campus Rd. Suite 150 New Albany, OH 43054  
T: 614.645.4500 F: 614.645.4555 | shremshock.com  
Timothy J. Shremshock, Architect #13185

# Lbrands

**STORE DESIGN & CONSTRUCTION**  
Three Limited Parkway • Columbus, Ohio 43230  
Telephone: 614.415.7000 • Fax: 614.415.7349

**PROJECT INFORMATION:**

**VICTORIA'S SECRET**  
NORTH POINT MALL  
SPACE 41050  
ALPHARETTA, GA 30022

**REVISIONS:**

REQUIRED BY: DATE:

NO ADDENDUM - LANDLORD COMMENTS  
& MASTER UPDATES (1515a01 & 0150a) 01/02/2015

**ELITE CONSTRUCTION GROUP**  
LANCE JACKSON  
PHONE: 979-285-0712  
NOTE: THESE PRINTS HAVE BEEN REDUCED BY 50 PERCENT SCALE WILL BE 50 PERCENT OF WHAT IS NOTED ON PLANS

**DATE ISSUED:** 09/19/14  
**DESIGNED BY:** LC  
**DRAWN BY:** AMJ  
**CHECKED BY:** JM

**AMENITY NOTES, DETAILS AND RESPONSIBILITY**

DRAWING NUMBER:  
**A13.01**